

TRANSFORMERS PRIME

OPTIMUS PRIME®

AUTOBOT®


AGES 5+

37992/37991 ASST.

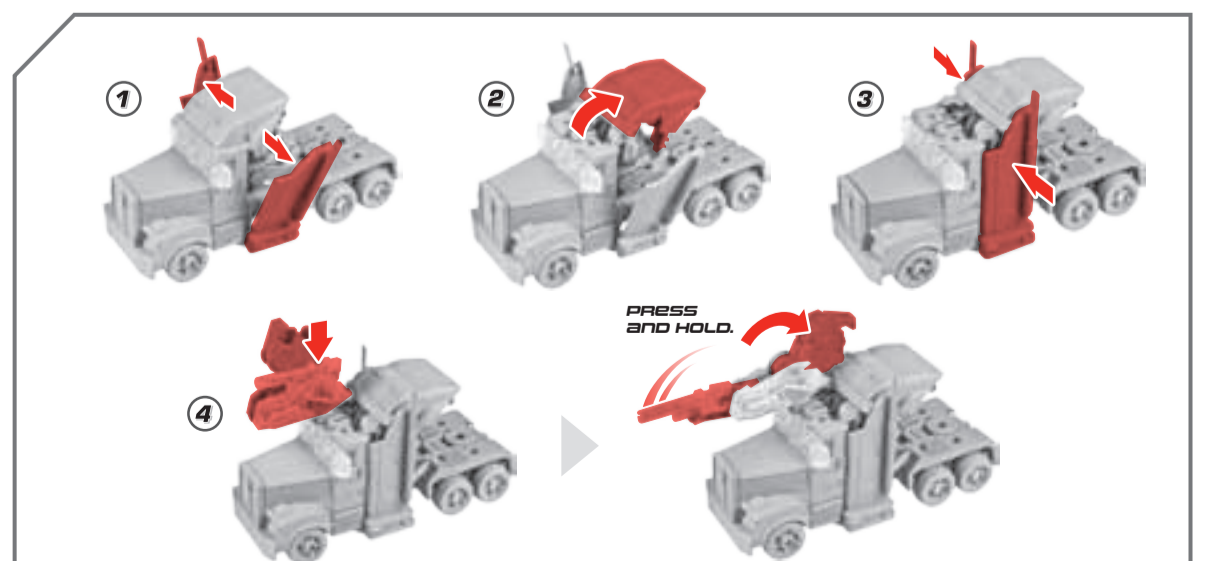
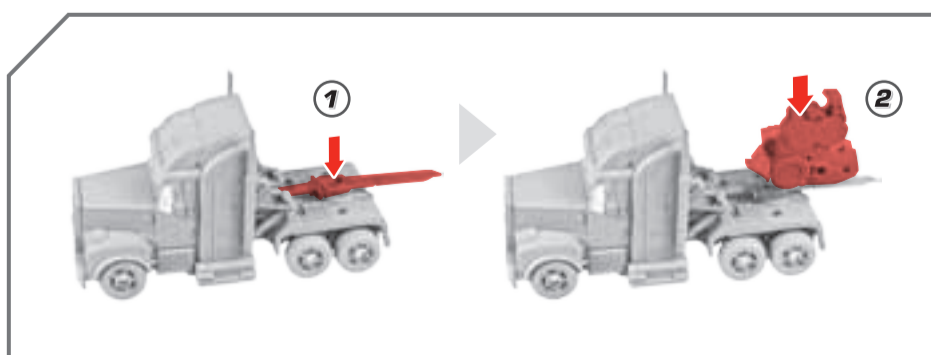

x2 A76 ALKALINE BATTERIES INCLUDED

INTERMEDIATE LEVEL
1 2 3

NOTE: Some parts are made to detach if excessive force is applied, and are designed to be reattached if separation occurs. Adult supervision may be necessary for younger children.




CHANGING TO VEHICLE



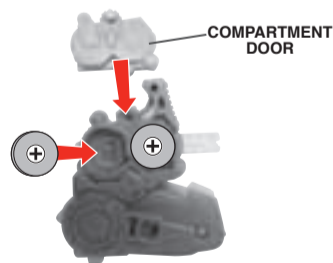
Retain instructions for future reference.
Product and colors may vary. Some poses may require additional support.
Manufactured under license from TOMY Company, Ltd.
© 2011 Hasbro. All Rights Reserved. TM & © denote U.S. Trademarks.

TRANSFORMERS.COM/INSTRUCTIONS



TO REPLACE BATTERIES

Loosen screw in battery compartment door with a Phillips/cross head screwdriver (not included). Remove door. Remove and discard demo batteries. Insert 2 x 1.5V "A76" size alkaline batteries. Replace door, and tighten screw.



IMPORTANT: BATTERY INFORMATION

CAUTION:

1. As with all small batteries, the batteries used with this toy should be kept away from small children who still put things in their mouths. If they are swallowed, promptly see a doctor and have the doctor phone (202) 625-3333 collect. If you reside outside the United States, have the doctor call your local poison control center.
2. TO AVOID BATTERY LEAKAGE
 - a. Always follow the instructions carefully. Use only batteries specified and be sure to insert them correctly by matching the + and - polarity markings.
 - b. Do not mix old batteries and new batteries or standard (carbon-zinc) with alkaline batteries.
 - c. Remove exhausted or dead batteries from the product.
 - d. Remove batteries if product is not to be played with for a long time.
 - e. Do not short-circuit the supply terminals.
 - f. RECHARGEABLE BATTERIES: Do not mix these with any other types of batteries. Always remove from the product before recharging. Recharge batteries under adult supervision. DO NOT RECHARGE OTHER TYPES OF BATTERIES.
3. Should this product cause, or be affected by, local electrical interference, move it away from other electrical equipment. Reset (switching off and back on again or removing and re-inserting batteries) if necessary.